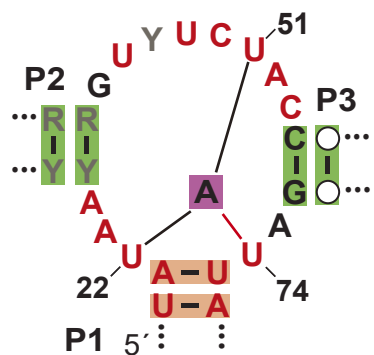
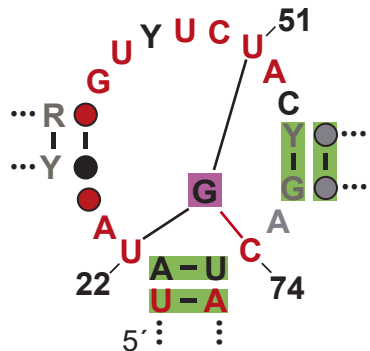


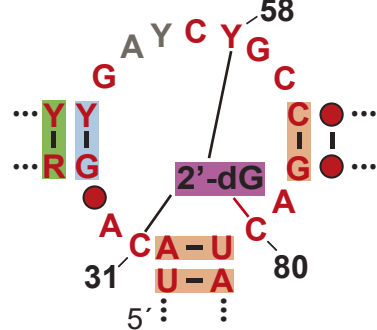
Adenine



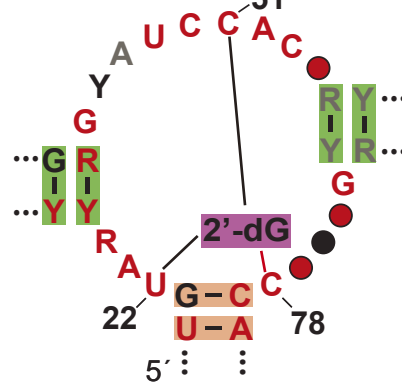
Guanine-I



2'-dG-I



2'-dG-II

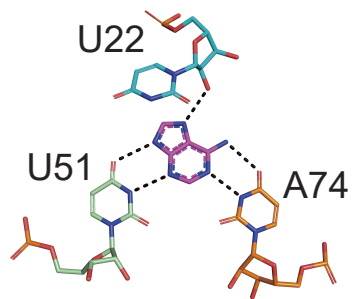


base pair annotations
 covarying mutations
 compatible mutations
 no mutations observed

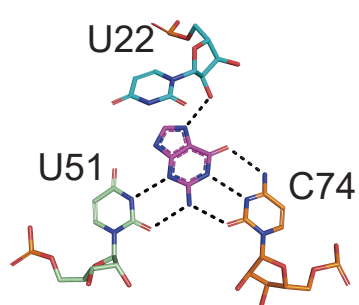
nucleotide present		nucleotide identity	
●	97%	●	75%
●	90%	○	50%
		N	97%
		N	90%
		N	75%

variable-length stem-loop

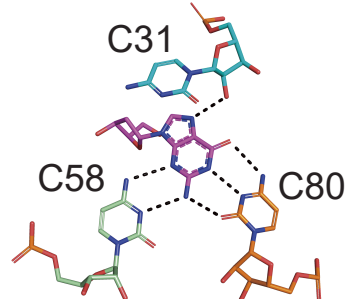
R = A or G. Y = C or U.



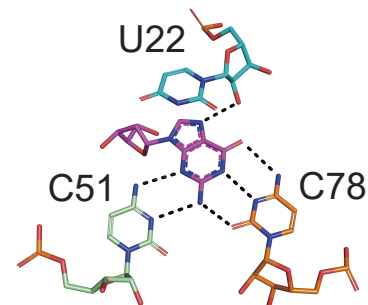
UUA
1Y26



UUC
1Y27



CCC
3SKI



UCC
6P2H